

Scaled data based on original data using
LM-79-08 Approved Method: Electrical and Photometric Measurements of Solid-
State Lighting Products

Test Report Prepared for
Cooper Lighting Solutions
(formerly Eaton)

Brand: McGRAW-EDISON

Report Number: P227450

Luminaire Tested: **ISW-AF-350-LED-E1-RW**

Issue Date: 3/3/2020

Test Information

Test Method: LM-79-08
Report Number: P227450
TEST IS SCALED FROM IESNA LM-79-08 TEST DATA (P29767)
Test Lab: INNOVATION CENTER-P2
Issue Date: 3/3/2020
Manufacturer: COOPER LIGHTING SOLUTIONS (FORMERLY EATON)
Product Line: MCGRAW-EDISON
Catalog Number: ISW-AF-350-LED-E1-RW
Description: IMPACT ELITE LED WEDGE LUMINAIRE
LIGHT SQUARE WITH ACCULED OPTICS-RECTANGULAR WIDE TYPE I
Light Source: (16) 4000K CCT, 70 CRI LEDs
Ballast/Driver: ELECTRONIC DRIVER

Summary

Lumens per Lamp: N/A
Luminaire Lumens: 2521.4 lumens
Efficiency: N/A
Efficacy: 125.5 lumens/watt
Luminous Opening: Rectangular (W 0.5' x L: 0.5' x H: 0')
IES Classification: Type II - Medium - Cutoff
BUG Rating: B1 - U1 - G1

Input Watts (W): 20.09
Input Voltage (V): 120
Input Current (Ain): NR
Voltage Rise (V): NR
Power Factor: NR
Total Harmonic Distortion (THDi): NR
Frequency (hertz): 60
Stabilization Time: NR
Operation Time: NR
Ambient Temperature (°C): NR
Test Distance: 25 FT

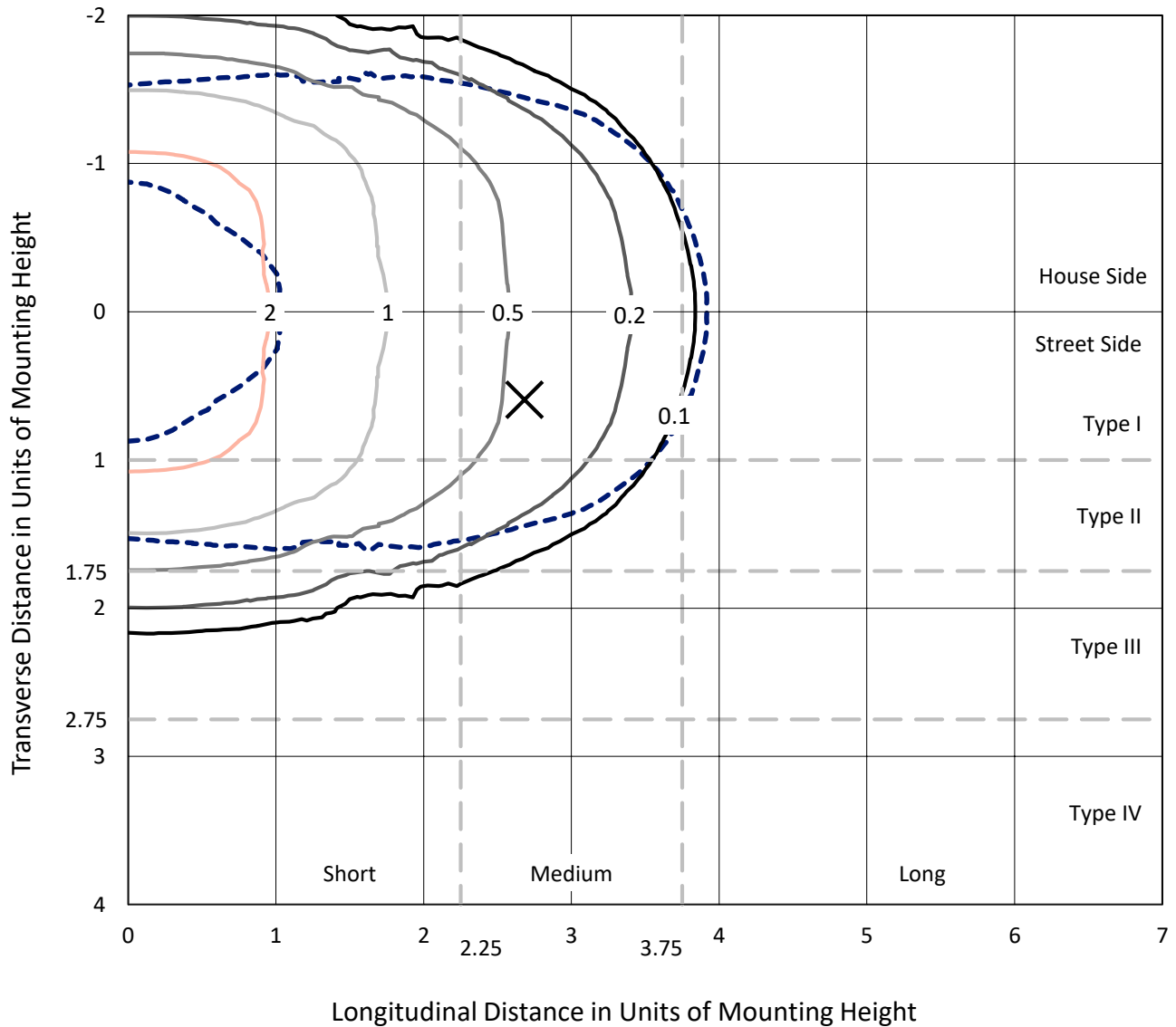


REPORT NUMBER: P227450

CATALOG NUMBER: ISW-AF-350-LED-E1-RW

Iso-Footcandle Lines of Horizontal Illumination

× Max cd
 - - - 1/2 Max cd

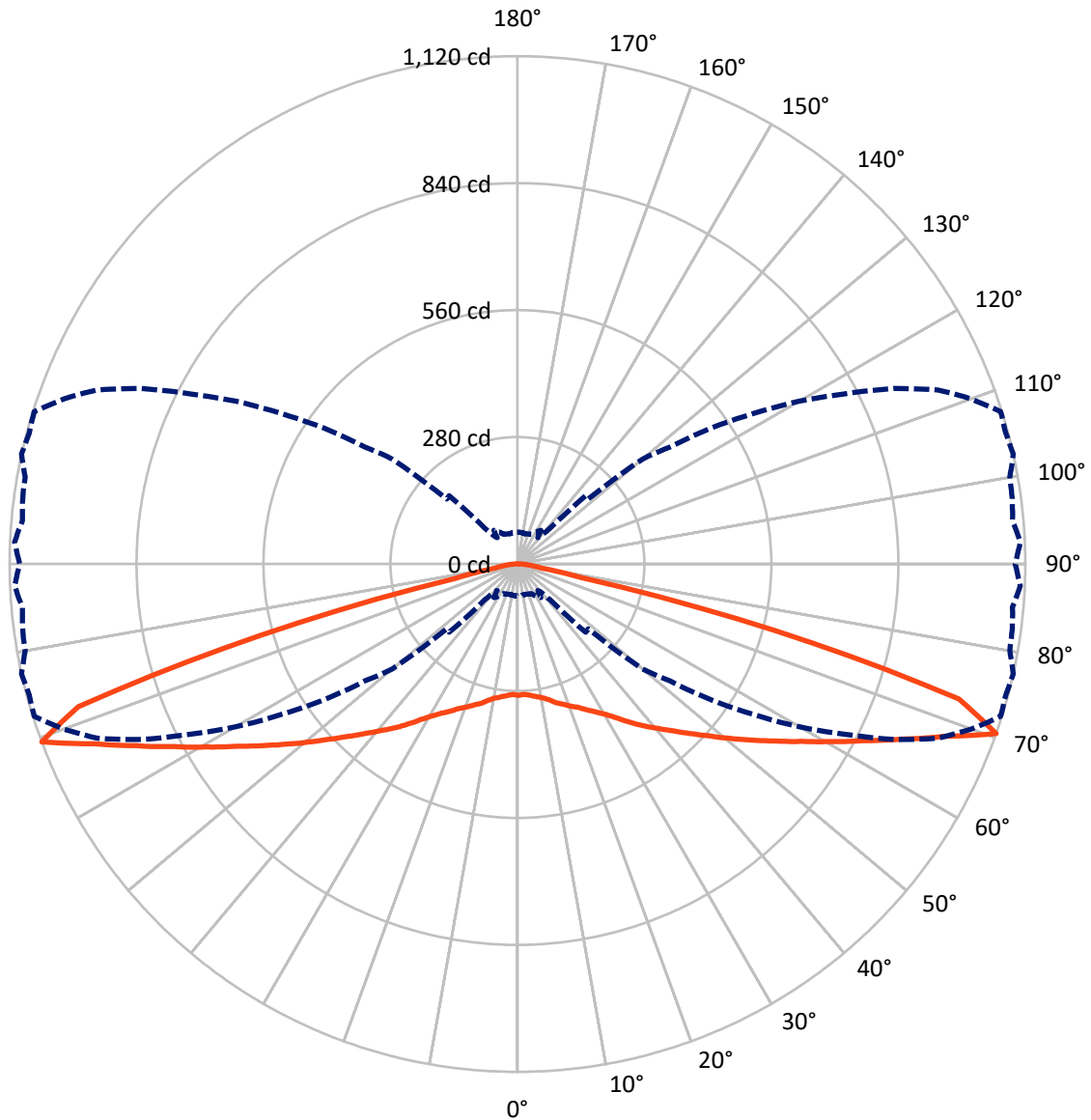


Based on 10 foot mounting height. Maximum calculated value = 3 fc
 Type II - Medium - Cutoff

REPORT NUMBER: P227450

CATALOG NUMBER: ISW-AF-350-LED-E1-RW

Luminous Intensity Polar Plot



— Vertical Plane Through 77.5-Deg Lateral - - - Horizontal Cone Through 70-Deg Vertical

REPORT NUMBER: P227450

CATALOG NUMBER: ISW-AF-350-LED-E1-RW

FLUX DISTRIBUTION:

		Downward	Upward	Total
House Side	Lumens	1260.5	0.2	1260.7
	% Fixture	50.0	0.0	50.0
Street Side	Lumens	1260.5	0.2	1260.7
	% Fixture	50.0	0.0	50.0
Total	Lumens	2521.0	0.4	2521.4
	% Fixture	100.0	0.0	100.0

Coefficient of Utilization

ZONAL LUMENS:

Zone	Lumens	% Fixture
0°-10°	28.0	1.1
10°-20°	87.5	3.5
20°-30°	164.3	6.5
30°-40°	287.2	11.4
40°-50°	468.1	18.6
50°-60°	640.6	25.4
60°-70°	589.3	23.4
70°-80°	230.4	9.1
80°-90°	25.6	1.0
90°-100°	0.4	0.0
100°-110°	0.0	0.0
110°-120°	0.0	0.0
120°-130°	0.0	0.0
130°-140°	0.0	0.0
140°-150°	0.0	0.0
150°-160°	0.0	0.0
160°-170°	0.0	0.0
170°-180°	0.0	0.0
0°-90°	2521.0	100.0
0°-180°	2521.4	100.0



REPORT NUMBER: P227450

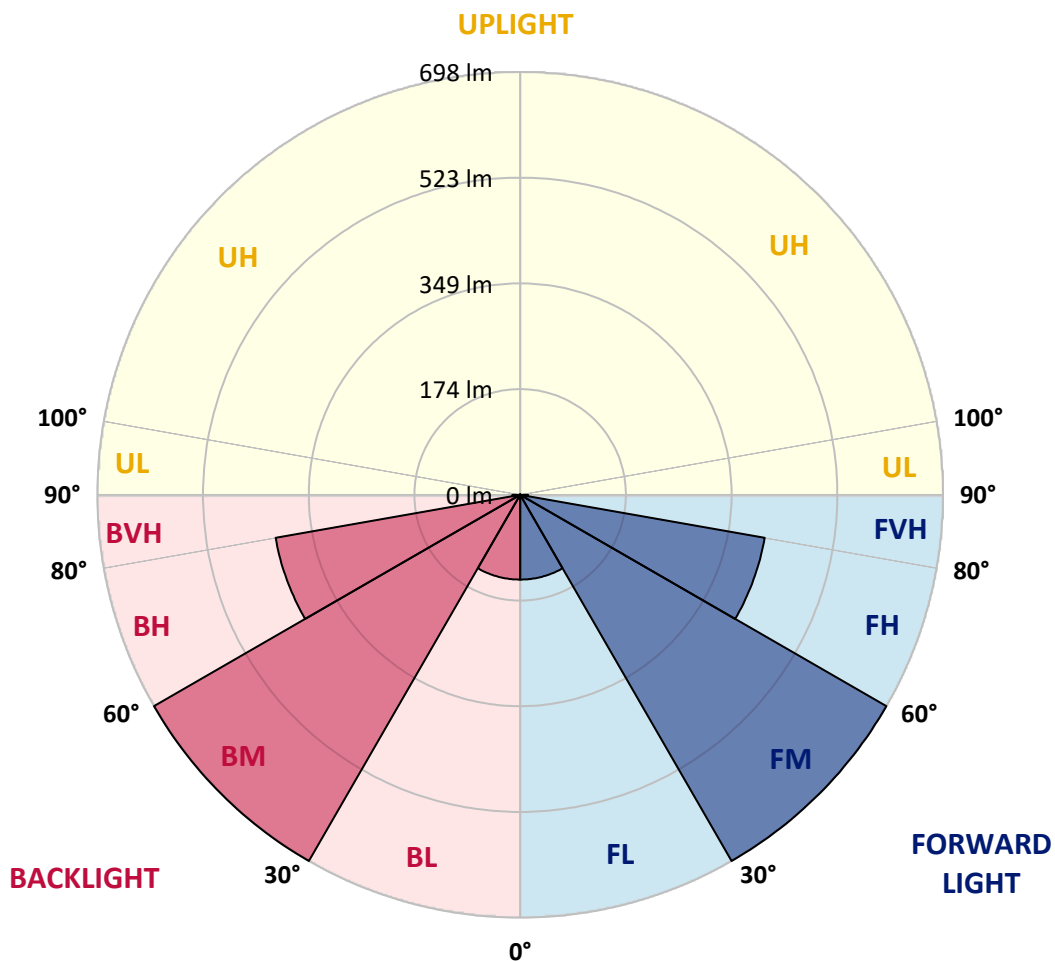
CATALOG NUMBER: ISW-AF-350-LED-E1-RW

LUMINAIRE CLASSIFICATION SYSTEM LUMEN TABLE AND BUG RATING:

Zone	Lumens	% Fixture	Zone Rating/Lumen Limit		
			B	U	G
FL (0°-30°)	139.9	5.5			
FM (30°-60°)	697.9	27.7			
FH (60°-80°)	409.8	16.3			G0/660
FVH (80°-90°)	12.8	0.5			G1/100
BL (0°-30°)	139.9	5.5	B1/500		
BM (30°-60°)	697.9	27.7	B1/1000		
BH (60°-80°)	409.8	16.3	B1/500		G1/500
BVH (80°-90°)	12.8	0.5			G1/100
UL (90°-100°)	0.4	0.0		U1/10	
UH (100°-180°)	0.2	0.0		U1/10	

BUG Rating: B1-U1-G1

Type II Medium





REPORT NUMBER: P227450

CATALOG NUMBER: ISW-AF-350-LED-E1-RW

CANDELA DISTRIBUTION (FULL):

	0°	5°	15°	25°	35°	37.5°	40°	42.5°	45°	47.5°	50°
0°	289.6	289.6	289.6	289.6	289.6	289.6	289.6	289.6	289.6	289.6	289.6
2.5°	288.6	288.2	288.2	288.6	289.3	289.6	288.9	289.3	289.3	288.9	290.0
5°	289.3	288.9	289.3	290.0	291.1	292.3	291.8	291.8	292.3	291.5	293.4
7.5°	288.6	288.2	288.9	290.7	293.4	294.8	294.8	294.8	295.5	295.2	297.5
10°	285.2	284.8	286.6	290.0	294.8	295.9	297.1	297.5	299.6	299.6	301.9
12.5°	282.2	282.6	285.2	290.4	298.2	298.5	300.0	301.5	304.4	303.0	307.1
15°	283.4	284.1	287.4	293.7	304.1	303.7	304.8	306.4	311.2	307.8	314.5
17.5°	288.9	290.0	293.7	301.2	311.9	310.1	311.5	313.7	320.1	316.0	323.8
20°	297.8	299.3	303.4	311.5	321.5	319.7	321.2	323.8	331.2	327.1	334.9
22.5°	309.6	311.2	315.6	324.9	335.6	333.4	334.9	337.2	345.2	339.0	348.6
25°	325.6	327.1	331.9	341.6	353.8	351.2	352.0	353.4	361.9	354.6	363.9
27.5°	347.9	349.3	353.4	362.7	374.6	372.4	373.1	374.6	383.5	376.0	384.2
30°	376.0	377.6	381.3	390.6	400.5	397.9	399.1	400.2	408.4	400.9	407.5
32.5°	409.4	409.1	414.6	424.2	433.2	428.3	428.3	428.3	436.2	428.7	433.9
35°	448.8	448.8	454.3	463.6	471.8	466.2	463.6	462.1	470.7	461.4	465.0
37.5°	491.7	489.9	498.5	507.0	514.7	507.7	505.4	503.6	509.9	499.5	501.5
40°	537.4	535.9	545.1	554.8	560.0	550.8	548.9	546.7	553.3	543.3	543.0
42.5°	578.9	577.8	589.6	600.8	607.1	595.3	592.6	590.4	597.8	587.8	585.6
45°	614.2	613.8	627.5	642.7	653.9	641.2	639.3	635.7	643.0	630.9	629.7
47.5°	641.6	640.1	656.8	679.0	696.8	683.8	683.5	680.9	688.7	675.4	673.8
50°	660.1	661.2	679.4	705.4	734.3	722.1	723.2	722.1	733.6	720.3	722.1
52.5°	663.5	665.7	689.1	723.2	763.6	748.8	757.3	760.7	775.1	763.6	767.3
55°	623.8	630.1	665.7	725.1	781.7	772.5	783.3	792.9	813.3	803.6	810.4
57.5°	535.1	548.1	589.3	675.4	779.6	784.7	806.6	821.4	846.3	837.8	853.3
60°	413.5	422.4	468.0	568.6	708.4	715.3	755.0	802.2	859.3	871.1	895.6
62.5°	270.8	275.9	320.4	422.4	585.6	587.8	637.1	698.4	797.4	823.3	891.9
65°	134.2	141.3	165.0	243.3	410.2	407.2	461.4	533.0	661.2	689.8	801.5
67.5°	83.8	84.9	89.7	112.7	205.4	182.5	227.0	301.9	457.3	482.8	624.5
70°	70.5	70.1	68.9	72.3	90.5	73.4	81.2	106.1	212.9	211.8	360.1
72.5°	64.9	63.8	60.9	60.5	63.0	57.9	58.6	60.0	85.3	71.6	138.7
75°	59.7	57.5	53.8	52.7	52.7	48.6	48.6	49.0	55.2	52.0	63.0
77.5°	53.4	50.8	47.1	45.6	44.1	39.7	39.3	39.7	44.5	41.5	47.1
80°	46.0	43.4	40.8	38.6	36.3	32.2	31.2	31.2	35.2	32.2	36.7
82.5°	40.1	36.7	36.0	32.2	28.9	25.3	24.1	22.3	26.0	22.6	27.4
85°	29.7	27.1	34.2	28.5	23.0	20.4	16.4	13.7	16.4	13.4	17.4
87.5°	17.1	16.0	30.1	22.6	20.4	21.9	13.4	9.6	9.3	8.2	9.6
90°	3.4	3.7	4.8	3.4	4.5	2.3	1.1	1.1	2.3	1.5	2.6
92.5°	0.0	0.0	0.0	0.0	0.0	0.0	0.0	0.0	0.0	0.0	0.0
95°	0.0	0.0	0.0	0.0	0.0	0.0	0.0	0.0	0.0	0.0	0.0
97.5°	0.0	0.0	0.0	0.0	0.0	0.0	0.0	0.0	0.0	0.0	0.0
100°	0.0	0.0	0.0	0.0	0.0	0.0	0.0	0.0	0.0	0.0	0.0
102.5°	0.0	0.0	0.0	0.0	0.0	0.0	0.0	0.0	0.0	0.0	0.0
105°	0.0	0.0	0.0	0.0	0.0	0.0	0.0	0.0	0.0	0.0	0.0
107.5°	0.0	0.0	0.0	0.0	0.0	0.0	0.0	0.0	0.0	0.0	0.0
110°	0.0	0.0	0.0	0.0	0.0	0.0	0.0	0.0	0.0	0.0	0.0



REPORT NUMBER: P227450

CATALOG NUMBER: ISW-AF-350-LED-E1-RW

CANDELA DISTRIBUTION (continued):

	0°	5°	15°	25°	35°	37.5°	40°	42.5°	45°	47.5°	50°
112.5°	0.0	0.0	0.0	0.0	0.0	0.0	0.0	0.0	0.0	0.0	0.0
115°	0.0	0.0	0.0	0.0	0.0	0.0	0.0	0.0	0.0	0.0	0.0
117.5°	0.0	0.0	0.0	0.0	0.0	0.0	0.0	0.0	0.0	0.0	0.0
120°	0.0	0.0	0.0	0.0	0.0	0.0	0.0	0.0	0.0	0.0	0.0
122.5°	0.0	0.0	0.0	0.0	0.0	0.0	0.0	0.0	0.0	0.0	0.0
125°	0.0	0.0	0.0	0.0	0.0	0.0	0.0	0.0	0.0	0.0	0.0
127.5°	0.0	0.0	0.0	0.0	0.0	0.0	0.0	0.0	0.0	0.0	0.0
130°	0.0	0.0	0.0	0.0	0.0	0.0	0.0	0.0	0.0	0.0	0.0
132.5°	0.0	0.0	0.0	0.0	0.0	0.0	0.0	0.0	0.0	0.0	0.0
135°	0.0	0.0	0.0	0.0	0.0	0.0	0.0	0.0	0.0	0.0	0.0
137.5°	0.0	0.0	0.0	0.0	0.0	0.0	0.0	0.0	0.0	0.0	0.0
140°	0.0	0.0	0.0	0.0	0.0	0.0	0.0	0.0	0.0	0.0	0.0
142.5°	0.0	0.0	0.0	0.0	0.0	0.0	0.0	0.0	0.0	0.0	0.0
145°	0.0	0.0	0.0	0.0	0.0	0.0	0.0	0.0	0.0	0.0	0.0
147.5°	0.0	0.0	0.0	0.0	0.0	0.0	0.0	0.0	0.0	0.0	0.0
150°	0.0	0.0	0.0	0.0	0.0	0.0	0.0	0.0	0.0	0.0	0.0
152.5°	0.0	0.0	0.0	0.0	0.0	0.0	0.0	0.0	0.0	0.0	0.0
155°	0.0	0.0	0.0	0.0	0.0	0.0	0.0	0.0	0.0	0.0	0.0
157.5°	0.0	0.0	0.0	0.0	0.0	0.0	0.0	0.0	0.0	0.0	0.0
160°	0.0	0.0	0.0	0.0	0.0	0.0	0.0	0.0	0.0	0.0	0.0
162.5°	0.0	0.0	0.0	0.0	0.0	0.0	0.0	0.0	0.0	0.0	0.0
165°	0.0	0.0	0.0	0.0	0.0	0.0	0.0	0.0	0.0	0.0	0.0
167.5°	0.0	0.0	0.0	0.0	0.0	0.0	0.0	0.0	0.0	0.0	0.0
170°	0.0	0.0	0.0	0.0	0.0	0.0	0.0	0.0	0.0	0.0	0.0
172.5°	0.0	0.0	0.0	0.0	0.0	0.0	0.0	0.0	0.0	0.0	0.0
175°	0.0	0.0	0.0	0.0	0.0	0.0	0.0	0.0	0.0	0.0	0.0
177.5°	0.0	0.0	0.0	0.0	0.0	0.0	0.0	0.0	0.0	0.0	0.0
180°	0.0	0.0	0.0	0.0	0.0	0.0	0.0	0.0	0.0	0.0	0.0



REPORT NUMBER: P227450

CATALOG NUMBER: ISW-AF-350-LED-E1-RW

CANDELA DISTRIBUTION (continued):

	52.5°	55°	57.5°	60°	62.5°	65°	67.5°	70°	72.5°	75°	77.5°
0°	289.6	289.6	289.6	289.6	289.6	289.6	289.6	289.6	289.6	289.6	289.6
2.5°	288.9	290.0	288.6	290.0	287.4	289.6	287.8	290.0	288.2	290.0	287.8
5°	290.7	293.7	290.4	294.5	289.6	294.5	290.4	294.8	291.1	294.8	290.7
7.5°	293.7	298.9	294.5	299.6	293.7	300.4	294.8	301.2	295.5	301.5	295.2
10°	297.5	304.1	298.2	304.8	297.8	305.6	298.5	306.7	299.3	307.4	299.6
12.5°	300.7	309.3	302.6	311.5	303.7	313.0	304.8	315.3	306.4	317.1	307.1
15°	307.1	318.2	309.6	320.4	311.5	322.2	313.3	325.3	315.3	327.4	317.1
17.5°	315.3	327.4	318.5	329.3	319.7	331.5	321.9	333.8	323.8	336.3	324.9
20°	326.3	338.6	329.3	339.7	330.4	341.2	331.5	342.3	333.8	344.5	334.5
22.5°	339.0	350.5	340.4	350.9	340.4	350.5	341.2	350.9	342.3	352.3	343.4
25°	354.1	364.9	355.0	363.9	353.4	362.3	353.4	362.3	354.6	363.0	356.4
27.5°	375.3	383.5	373.1	380.8	369.8	377.6	368.3	376.0	368.7	376.0	369.4
30°	399.1	406.4	394.6	400.9	388.6	394.6	384.6	391.3	383.5	390.6	385.3
32.5°	425.0	431.0	419.1	424.2	411.6	416.9	406.1	410.5	403.9	408.4	405.0
35°	454.0	459.9	447.6	452.5	439.9	444.3	433.5	435.8	429.1	432.1	429.1
37.5°	488.5	493.6	479.6	484.0	470.3	475.8	462.9	465.0	457.0	458.8	452.9
40°	525.5	531.1	514.3	518.8	501.8	508.1	493.6	495.1	484.0	485.8	476.6
42.5°	565.6	570.8	550.0	553.7	533.7	540.3	523.2	526.2	512.9	514.7	502.9
45°	609.7	612.6	589.6	592.3	568.1	574.8	553.3	558.9	543.0	546.7	533.0
47.5°	650.9	656.8	631.6	633.8	607.8	611.9	587.1	594.5	577.5	583.0	566.3
50°	698.0	702.5	678.3	678.7	653.5	655.0	627.2	634.5	616.0	622.0	604.2
52.5°	746.1	749.1	723.2	725.8	700.9	703.5	675.8	678.7	657.1	662.4	645.0
55°	792.9	793.6	772.1	771.4	748.0	752.9	722.1	728.8	703.2	708.7	689.1
57.5°	839.6	842.2	822.2	823.0	799.5	802.9	775.1	779.9	755.9	762.5	738.1
60°	888.9	897.1	877.5	880.0	857.8	864.5	830.7	837.1	810.7	821.4	795.1
62.5°	920.5	950.9	947.2	951.2	930.2	933.4	898.6	908.6	877.1	884.9	857.8
65°	860.4	935.0	972.8	1014.4	1015.4	1026.2	992.5	996.1	964.6	962.8	930.9
67.5°	701.3	793.3	857.0	942.3	1002.1	1059.6	1080.3	1085.6	1068.5	1050.3	1014.4
70°	423.2	523.6	617.5	718.0	812.2	915.6	1003.5	1064.4	1117.4	1114.8	1120.0
72.5°	167.3	250.7	313.3	407.5	501.0	615.6	712.8	798.5	889.7	945.7	1018.3
75°	66.0	87.2	102.0	154.7	199.2	284.5	370.1	416.4	488.0	537.0	587.5
77.5°	47.5	52.0	52.7	61.2	64.5	89.4	104.5	120.5	135.7	145.4	143.5
80°	36.7	39.7	39.7	43.4	43.1	47.9	46.7	51.1	50.8	54.5	52.0
82.5°	27.4	29.3	29.3	32.2	32.2	35.2	34.5	37.4	36.3	39.0	36.3
85°	17.8	19.6	19.6	21.2	20.4	23.3	23.0	25.3	24.1	25.3	23.3
87.5°	10.0	11.2	11.5	12.6	11.5	13.7	13.4	14.4	13.4	14.4	13.7
90°	1.5	2.3	1.5	2.3	1.1	3.4	1.8	3.7	1.1	4.5	1.8
92.5°	0.0	0.0	0.0	0.0	0.0	0.0	0.0	0.0	0.0	0.0	0.0
95°	0.0	0.0	0.0	0.0	0.0	0.0	0.0	0.0	0.0	0.0	0.0
97.5°	0.0	0.0	0.0	0.0	0.0	0.0	0.0	0.0	0.0	0.0	0.0
100°	0.0	0.0	0.0	0.0	0.0	0.0	0.0	0.0	0.0	0.0	0.0
102.5°	0.0	0.0	0.0	0.0	0.0	0.0	0.0	0.0	0.0	0.0	0.0
105°	0.0	0.0	0.0	0.0	0.0	0.0	0.0	0.0	0.0	0.0	0.0
107.5°	0.0	0.0	0.0	0.0	0.0	0.0	0.0	0.0	0.0	0.0	0.0
110°	0.0	0.0	0.0	0.0	0.0	0.0	0.0	0.0	0.0	0.0	0.0



REPORT NUMBER: P227450

CATALOG NUMBER: ISW-AF-350-LED-E1-RW

CANDELA DISTRIBUTION (continued):

	52.5°	55°	57.5°	60°	62.5°	65°	67.5°	70°	72.5°	75°	77.5°
112.5°	0.0	0.0	0.0	0.0	0.0	0.0	0.0	0.0	0.0	0.0	0.0
115°	0.0	0.0	0.0	0.0	0.0	0.0	0.0	0.0	0.0	0.0	0.0
117.5°	0.0	0.0	0.0	0.0	0.0	0.0	0.0	0.0	0.0	0.0	0.0
120°	0.0	0.0	0.0	0.0	0.0	0.0	0.0	0.0	0.0	0.0	0.0
122.5°	0.0	0.0	0.0	0.0	0.0	0.0	0.0	0.0	0.0	0.0	0.0
125°	0.0	0.0	0.0	0.0	0.0	0.0	0.0	0.0	0.0	0.0	0.0
127.5°	0.0	0.0	0.0	0.0	0.0	0.0	0.0	0.0	0.0	0.0	0.0
130°	0.0	0.0	0.0	0.0	0.0	0.0	0.0	0.0	0.0	0.0	0.0
132.5°	0.0	0.0	0.0	0.0	0.0	0.0	0.0	0.0	0.0	0.0	0.0
135°	0.0	0.0	0.0	0.0	0.0	0.0	0.0	0.0	0.0	0.0	0.0
137.5°	0.0	0.0	0.0	0.0	0.0	0.0	0.0	0.0	0.0	0.0	0.0
140°	0.0	0.0	0.0	0.0	0.0	0.0	0.0	0.0	0.0	0.0	0.0
142.5°	0.0	0.0	0.0	0.0	0.0	0.0	0.0	0.0	0.0	0.0	0.0
145°	0.0	0.0	0.0	0.0	0.0	0.0	0.0	0.0	0.0	0.0	0.0
147.5°	0.0	0.0	0.0	0.0	0.0	0.0	0.0	0.0	0.0	0.0	0.0
150°	0.0	0.0	0.0	0.0	0.0	0.0	0.0	0.0	0.0	0.0	0.0
152.5°	0.0	0.0	0.0	0.0	0.0	0.0	0.0	0.0	0.0	0.0	0.0
155°	0.0	0.0	0.0	0.0	0.0	0.0	0.0	0.0	0.0	0.0	0.0
157.5°	0.0	0.0	0.0	0.0	0.0	0.0	0.0	0.0	0.0	0.0	0.0
160°	0.0	0.0	0.0	0.0	0.0	0.0	0.0	0.0	0.0	0.0	0.0
162.5°	0.0	0.0	0.0	0.0	0.0	0.0	0.0	0.0	0.0	0.0	0.0
165°	0.0	0.0	0.0	0.0	0.0	0.0	0.0	0.0	0.0	0.0	0.0
167.5°	0.0	0.0	0.0	0.0	0.0	0.0	0.0	0.0	0.0	0.0	0.0
170°	0.0	0.0	0.0	0.0	0.0	0.0	0.0	0.0	0.0	0.0	0.0
172.5°	0.0	0.0	0.0	0.0	0.0	0.0	0.0	0.0	0.0	0.0	0.0
175°	0.0	0.0	0.0	0.0	0.0	0.0	0.0	0.0	0.0	0.0	0.0
177.5°	0.0	0.0	0.0	0.0	0.0	0.0	0.0	0.0	0.0	0.0	0.0
180°	0.0	0.0	0.0	0.0	0.0	0.0	0.0	0.0	0.0	0.0	0.0



REPORT NUMBER: P227450

CATALOG NUMBER: ISW-AF-350-LED-E1-RW

CANDELA DISTRIBUTION (continued):

	80°	82.5°	85°	87.5°	90°
0°	289.6	289.6	289.6	289.6	289.6
2.5°	289.6	288.9	290.4	288.2	290.0
5°	294.8	291.5	295.5	291.5	295.2
7.5°	301.9	296.3	302.3	296.3	302.3
10°	308.5	299.3	308.9	300.0	309.3
12.5°	318.5	307.4	320.1	307.8	320.1
15°	329.7	317.1	331.2	317.4	331.9
17.5°	338.6	326.3	340.1	326.3	340.4
20°	346.1	336.3	347.9	336.3	349.0
22.5°	354.6	347.5	356.8	347.5	359.0
25°	365.7	360.9	368.3	361.6	369.8
27.5°	378.7	375.3	381.3	376.4	382.7
30°	393.8	392.7	395.7	393.5	397.2
32.5°	410.9	413.5	413.5	413.5	415.0
35°	435.8	438.0	438.0	438.7	439.2
37.5°	459.5	463.2	462.9	463.9	463.9
40°	484.4	489.2	489.2	489.2	489.9
42.5°	511.8	517.0	517.7	515.5	517.0
45°	542.6	544.4	546.3	545.1	547.8
47.5°	575.6	577.5	578.9	577.5	581.5
50°	614.5	614.2	618.3	614.2	620.1
52.5°	655.3	658.7	661.2	657.1	661.2
55°	701.3	700.2	708.7	703.2	708.7
57.5°	751.8	751.8	760.3	755.0	761.4
60°	811.4	806.6	818.5	810.0	818.5
62.5°	871.9	863.4	876.8	869.3	880.5
65°	941.6	929.4	942.0	932.3	942.3
67.5°	1012.1	998.0	1002.1	997.3	1002.8
70°	1102.5	1100.7	1095.9	1110.0	1097.7
72.5°	1006.9	1028.4	1011.0	1044.7	1021.7
75°	618.6	658.3	680.2	714.6	709.1
77.5°	146.5	130.2	143.5	128.7	145.1
80°	54.1	49.3	51.6	44.9	50.0
82.5°	37.1	32.2	31.2	24.9	26.7
85°	23.7	19.3	17.8	14.8	16.4
87.5°	14.1	10.7	10.0	8.5	8.9
90°	4.1	1.5	3.0	0.7	2.6
92.5°	0.0	0.0	0.0	0.0	0.0
95°	0.0	0.0	0.0	0.0	0.0
97.5°	0.0	0.0	0.0	0.0	0.0
100°	0.0	0.0	0.0	0.0	0.0
102.5°	0.0	0.0	0.0	0.0	0.0
105°	0.0	0.0	0.0	0.0	0.0
107.5°	0.0	0.0	0.0	0.0	0.0
110°	0.0	0.0	0.0	0.0	0.0



REPORT NUMBER: P227450

CATALOG NUMBER: ISW-AF-350-LED-E1-RW

CANDELA DISTRIBUTION (continued):

	80°	82.5°	85°	87.5°	90°
112.5°	0.0	0.0	0.0	0.0	0.0
115°	0.0	0.0	0.0	0.0	0.0
117.5°	0.0	0.0	0.0	0.0	0.0
120°	0.0	0.0	0.0	0.0	0.0
122.5°	0.0	0.0	0.0	0.0	0.0
125°	0.0	0.0	0.0	0.0	0.0
127.5°	0.0	0.0	0.0	0.0	0.0
130°	0.0	0.0	0.0	0.0	0.0
132.5°	0.0	0.0	0.0	0.0	0.0
135°	0.0	0.0	0.0	0.0	0.0
137.5°	0.0	0.0	0.0	0.0	0.0
140°	0.0	0.0	0.0	0.0	0.0
142.5°	0.0	0.0	0.0	0.0	0.0
145°	0.0	0.0	0.0	0.0	0.0
147.5°	0.0	0.0	0.0	0.0	0.0
150°	0.0	0.0	0.0	0.0	0.0
152.5°	0.0	0.0	0.0	0.0	0.0
155°	0.0	0.0	0.0	0.0	0.0
157.5°	0.0	0.0	0.0	0.0	0.0
160°	0.0	0.0	0.0	0.0	0.0
162.5°	0.0	0.0	0.0	0.0	0.0
165°	0.0	0.0	0.0	0.0	0.0
167.5°	0.0	0.0	0.0	0.0	0.0
170°	0.0	0.0	0.0	0.0	0.0
172.5°	0.0	0.0	0.0	0.0	0.0
175°	0.0	0.0	0.0	0.0	0.0
177.5°	0.0	0.0	0.0	0.0	0.0
180°	0.0	0.0	0.0	0.0	0.0

(END OF REPORT)